

**Standard Assessment form for PG courses: Subject: Microbiology
(Summary)**

Date of Assessment: 14.05.2015 Name of Assessor: **Dr. NEMAI BHATTACHARYA**

1. Name of Institution (Private / Government)	Director / Dean / Principal (Who so ever is Head of Institution)	
	Name	DR. K.UMAMAHESWARA RAO
	Age & Date of Birth	64 Years, 01.07.1950
	Teaching experience	36 Years, 10 Months
	PG Degree (Recognized/Non-R)	Recognized
	Subject	M.D. (Paediatrics)

2. Department inspected	Head of Department	
	Name	Dr. Swarna Subbarayudu
	Age & Date of Birth	66 Years, 01/06/1948
	Teaching experience	23 Years, 10 Months
	PG Degree (Recognized/Non-R)	Recognized

3. (a). Number of UG seats	Recognised (Year: 2014)	Permitted (Year:)	First LOP date
(b). Date of last inspection for	UG : 18th & 19th February, 2014	PG : 08.05.2010	13.04.2007
	Purpose: Recognition of 150 MBBS Seats	Purpose: Recognition for 3 MD (Microbiology) Seats	
	Result: Recognized	Result: Recognized	

4. Total PG Teachers available in the Department: 03 (Three)

Designation	Number	Name	Total Teaching Experience	Benefit of Publications in Promotion
Professor	3	Dr. S. Subbarayudu	23 Years 10 Months	
Assoc Professor		Dr. M. Raja Rajeswari	22 Years 01 Month	
		Dr. U. Sreenivasa Rao	12 Years 04 Months	

Note: Count only those teachers who are physically present

N. Bhattacharya

a) Year-wise investigative workload during previous 3 years for the dept. of Microbiology

	2012	2013	2014
Bacteriology	53655	55845	60225
Serology	64243	67525	69350
Mycology	6118	6345	6570
Parasitology	40169	43075	44368
Virology	62197	64369	67253
Immunology			
AFB (Smears and culture)			
Total number of Investigations			

(b) Average daily investigative workload of the Department and its distribution

Bacteriology	:	220
Serology	:	180
Mycology	:	20
Parasitology	:	125
Virology	:	194
Immunology	:	
AFB (Smears and culture)	:	

6. Publications from the department during last 3 years: 17 (Seventeen)

(Give only full articles published in indexed journals)

1. Prevalence of Enterococcal Urinary Tract Infections in Dialysis Patients. Dr. Manaswini Das Asst. Professor, Dr. Lalitha S. Professor Dr. S. Subbarayudu Professor & HOD , Dr. Mohanty Deeganta Asso. Professor . Indian Journal of Applied Research Vol 3 , Issue 12, Dec, 2013.
2. Disseminated Mycobacterium abscessus infection in a patient with diabetes. Dr. Manaswini Das Asst. Professor , Dr. Mohanty Deeganta Asso. Professor . International Journal of Scientific Research Vol 2 , Issue 10 . October 2013.
3. Study to determine the prevalence of Herpes simplex virus type II antibody in female genital tract lesion patients in a district of Andhra Pradesh – India Dr. Poulami Nandi PG , Dr. P. Hema Prakash Kumari Asst. Professor , Indian Journal of Basic and Applied Medical research , Vol – 3 , Issue - I, December , 2013 , P 147 - 155

Abhatisch

4.	Study of incidence of hepatitis C virus infection in hemodialysis patients – Dr. Pragati chigurupati PG, Dr. S. Subbarayudu Professor & HOD , Sarath Babu Asst. Professor Journal of Dr. NTR University of health Sciences June 19th 2014.; 3 (1) : 19 – 22
5.	Prevalence and Resistance pattern of Pseudomonas strains isolated from ICU patients Mrs. T. Raakhee Asst.Professor,Dr. U. Sreenivasarao Professor. International Journal of current microbiology and applied sciences volume 3, Number 3, (2014) . PP. 527 – 534.
6.	A Study of aerobic Pyogenic isolates from wounds and abscesses and their antibiograms – Dr. Ravichitra K.N, Asst. Professor, Dr. P. Hema Prakash Kumari , Asso Professor , Dr. U. Sreenivasarao, Professor and Dr. S. Subbarayudu , Professor & HOD Medica - innovatica , June 2014, Volume – 3 Issue – 1 .
7.	“ DANGER IN THE BLOOD ” - BSI and Current trend in antimicrobial resistance - Mrs. Raakhee Baby Thananki Asst. Professor, Dr. Hema Prakash Kumari, Asst. Professor , Dr. S. Subbarayudu Professor & HOD in International Journal of Pharma and Biosciences January 2014; 5 (1) : B 827 – 834.
8.	Prevalence of Group B Streptococcal Carriage in Pregnant Women. Dr. Manaswini Das , Asst. Professor, Dr. S. Subbarayudu Prof. & HOD , Dr. Lalitha S. Professor, Dr. Mohanty Deeganta. Asso. Professor Indian Journal of Applied Research Vol- 4/ Issue 3 / March, 2014.
9.	Isolated Tubercular Abscesses of The liver in a Diabetic - case Report Dr. Manaswini Das Asst. Professor, Dr. S. Subbarayudu Professor & HOD , Dr. U.Sreenivasarao Professor Indian Journal of Applied research volume – 4 / Issue 10 / October , 2014.
10.	Aerobic Bacteriological profile of Urinary tract Infections in a tertiary care Hospital, ASRAM, Eluru. Dr. V. Vijaya Swetha Asst. Professor, Dr. U. Sreenivasarao Professor, Dr. Hema Prakash Kumari Asst. Professor , Dr. S. Subbarayudu Professor & HOD . International Journal of Current Microbiology and Applied Sciences volume 3 / number -3 (2014). PP 120 – 125.
11.	A Case study on subcutaneous zygomycosis with ulcer - Dr. P. Hema Prakash Kumari Asst. Professor , Dr. M. Srinivasa Rao PG , Dr. S. Subbarayudu Professor & HOD , Dr. Y. Saritha PG and Dr. Amrutha Kar PG . International Journal of Current Microbiology and Applied Sciences volume 2 / number 10 (2013). PP 448 – 451.
12.	Isolation and antibiotic sensitivity of Klebsiella Pneumoniae from Pus, Sputum, and Urine samples Dr. Ravichitra K.N Asst. Professor , Dr. P. Hema Prakash Kumari Asso. Professor, Dr. U.Sreenivasa Rao Professor, Dr. S.Subbarayudu Professor & HOD. International Journal of Current Microbiology and Applied Sciences volume 3 / number 3 (2014). PP 115 – 119.
13.	Prevalence of Streptococcal Infections in sore throat patients. Dr. Manaswini Das Asst. Professor, Dr. Deeganta Mohanty Asso. Professor. International Journal of Scientific Research Volume 2 / Issue 8 / Aug, 2013

R. Raakhee

14.	The Cell wall of Mycobacteria Dr. Manaswinidas Asst. Professor. Indian Journal of applied research volume 4 / Issue 8 / August (2014)
15.	Surveillance of Pseudomonas in COPD Patients in a tertiary care Hospital Mrs.T.Raakhee Asst. Professor, Dr.U.Sreenivasarao Professor, Dr. S. Subbarayudu Professor & HOD. International Journal of Research in Medical Sciences. May, 2015 / Vol – 3 / Issue 5/ Page – 1
16.	A Study of Sero prevalence of dengue in West Godavari Dist. (A. P) Dr. Ravichitra K. N Asst. Professor , Dr. S. Subbarayudu Professor & HOD , Indian Journal of Applied Research 1st April, 2015 / Vol – 5 / Issue 4 .
17.	Keratitis by Fusarium Solani in an immunocompetant male. Case report & Review of Literature . Dr. Manaswini Das Asst. Professor, Dr. U. Sreenivasarao Professor , Dr. S. Subbarayudu Professor & HO Dr. U. Vivekananda Professor, Indian Journal of Applied Research , April , 2015, Volume 5 / Issue 4 .

7. Investigative work load on the day of inspection (Entire hospital)

Radiology		Bio-chemistry	Pathology		Micro biology	Blood units consumed
MRI	30	2169	Histopathology	43	936	28 Units
CT	39		FNAC	31		
USG	223		Haematology	1109		
Mammography	08		Cyology	58		
IVP/ Barium etc	15		Urine			
Plain X-Rays	419					
DSA	1					
Any other	4					

8	Blood Bank	License valid	Yes / NO
		Blood component facility available	Yes / NO
		Number of blood units stored on the inspection day	174
		Average units consumed daily (entire hospital)	25-30 Units

Abha

9. Specialized services provided by the department: **Adequate / not-adequate**
10. Specialized equipments available in the department: **Adequate / Inadequate**
11. Space (Labs., Offices, teaching area) **Adequate / not-adequate**

12.	Library		Central	Departmental
		Number of Books	449	156
		Number of Journals	121	10
		Latest journals available upto	April 2015	April 2015

13. Common Facilities

- Central supply of Oxygen / Suction: **Available / Net-available**
- Central Sterilization Department **Available / Net-available**
- Laundry: **Manual/Mechanical/Outsourced:**
- Kitchen **Gas / Fire**
- Incinerator: **Functional / Non-functional** Capacity: **25 KG/hour**
- Bio-waste disposal **Outsourced / any other method**
- Generator facility **Available / Net-available**
- Medical Record Section: **Computerized / Non-computerized**
- ICD10 classification **Used / Net-used**

14. Accommodation for staff Available / Not available

15	Hostel Accommodation	UG		PG		Interns	
	Number of Rooms	<i>MALE 170 Rooms 312 Students</i>	<i>FEMALE 190 Rooms 382 Students</i>	<i>MALE 150 150</i>	<i>FEMALE 150 120</i>	<i>MALE 70 Rooms 70 Students</i>	<i>FEMALE 80 Rooms 80 Students</i>

Alhazan

16	Total number of PG seats in the concerned subject		Recognized seats	Date of recognition	Permitted	Date of permission
Microbiology	Degree		3	04/08/2010	-	-
	Diploma		-	-	-	-

17. Year wise PG students admitted (in the department inspected) during the last 5 years and available PG teachers :

Year	No. of PG students admitted		No. of PG Teachers available in the dept. (Give names)
	Degree	Diploma	
2014	3	-	<i>Dr. S. Subbarayudu Dr. Mulakaluri Raja Rajeswari Dr. Unguturu Sreenivasa Rao</i>
2013	3	-	<i>Dr. S. Subbarayudu Dr. Mulakaluri Raja Rajeswari Dr. Unguturu Sreenivasa Rao</i>
2012	3	-	<i>Dr. S. Subbarayudu Dr. Mulakaluri Raja Rajeswari Dr. Unguturu Sreenivasa Rao</i>
2011	3	-	<i>Dr. S. Subbarayudu Dr. S. Lalitha Dr. Mulakaluri Raja Rajeswari</i>
2010	3	-	<i>Dr. S. Subbarayudu Dr. S. Lalitha Dr. Mulakaluri Raja Rajeswari</i>

18. Other PG courses run by the institution	Course Name	No. of seats	Department
	DNB	-	-
	M.Sc.	-	-
	Others	-	-

9. Stipend paid to the PG students, year-wise:

DESIGNATIONS	NUMBER	NAMES	
		JOINING FACULTY	LEAVING FACULTY
Professor			
Associate Prof.			Dr. Hema Prakash Kumari P
Assistant Prof.			Dr. Vijaya Swetha V

Shekhar

SR/Tutor/Demons.			
Others			

20. Stipend paid to the PG students, year-wise:

Year	Stipend paid in Govt. colleges by State Govt.	Stipend paid by the Institution
I st	23805	23805
II nd	25127	25127
III rd	26450	26450
IV th	-	-

20. Faculty deficiency, if any

Designation	Faculty available (number only)	Faculty required	Deficiency, if any
Professor	3	1	Nil
Assoc Professor	-	1	Nil
Asstt. Professor	3	2	Nil
Sr. Residents	-	-	Nil
Jr. Residents	-	-	Nil
Tutor/ Demonstrator	4	3	Nil
Any Other			

22. Final remarks by the Assessor.

. Final remarks by the Assessor.

(No recommendations regarding permission / recognition be made. Give only factual position).

The pattern of PG Examinations going is perfectly alright . The part of teaching faculty there is three professors are working in the department . They are qualified PG Recognized teachers. There is no Associate Professors in the department . But the post graduate teaching in Microbiology is efficiently managed by two(2) other Professors along with the HOD and there are three Asst. Professors working in the Department .

The infrastructure, Teaching methodology and laboratory word load is good and maintained well.

N. Bhattacharya 14.05.18.
(Dr. Nemaï Bhattacharya)

Professor

Standard Assessment Form for Postgraduate courses (Microbiology)

1. Name of Institution: ALLURI SITARAMA RAJU ACADEMY OF MEDICAL SCIENCES, ELURU

MCI Reference No.: _____

2. Particulars of the Assessor:-

Assessment Date 14.05.2015

Name Designation Specialty Name & Address of Institute/College	Residential Address (with Pin Code) Phone (Off)(Resi.) (Fax)..... Mobile No. E-mail:
--	---

3. (Institutional Information)

A). Particulars of college

Item	College	Chairman/ Health Secretary	Director/ Dean/ Principal	Medical Superintendent
Name	<i>Alluri Sitarama Raju Academy of Medical Sciences</i>	<i>Dr. G. Ganga Raju</i>	<i>Dr. K. Umamaheswara Rao</i>	<i>Dr. K. Ananda Rao</i>
Address	<i>NH - 5 Eluru West Godavari</i>	<i>ASRAM Campus NH - 5; Eluru West Godavari</i>	<i>ASRAM Campus NH - 5, Eluru West Godavari</i>	<i>ASRAM Campus NH - 5, Eluru West Godavari</i>
State	<i>Andhra Pradesh</i>	<i>Andhra Pradesh</i>	<i>Andhra Pradesh</i>	<i>Andhra Pradesh</i>
Pin Code	<i>534 005</i>	<i>534 005</i>	<i>534 005</i>	<i>534 005</i>
Phone (Off) (Res) (Fax)	<i>08812 249365 08812 224322</i>	<i>08812 249365 08812 224322</i>	<i>08812 249365 08812 224322</i>	<i>08812 249365 08812 224322</i>
Mobile No.		<i>9848125500</i>	<i>9491044803</i>	<i>9848567081</i>
E.mail:	<i>asram@asram.in</i>	<i>asram@asram.in</i>	<i>asram@asram.in</i>	<i>asram@asram.in</i>

B). Particulars of Affiliated University

Item	University	Vice Chancellor	Registrar
Name	<i>Dr. NTR University of Health Sciences</i>	<i>Dr. T. Ravi Raju</i>	<i>Dr. Sabinkar Babu Lal</i>
Address	<i>Gunadala, Vijayawada Krishna District</i>	<i>Gunadala, Vijayawada Krishna District</i>	<i>Gunadala, Vijayawada Krishna District</i>
State	<i>Andhra Pradesh</i>	<i>Andhra Pradesh</i>	<i>Andhra Pradesh</i>
Pin Code	<i>520 008</i>	<i>520 008</i>	<i>520 008</i>
Phone (Off) (Res) (Fax)	<i>0866 2451206 0866 2450247</i>	<i>0866 2451206 0866 2450247</i>	<i>0866 2451206 0866 2450247</i>
Mobile No.			<i>8978900572</i>
E.mail:	<i>drntruhs@gmail.com</i>	<i>drntruhs@gmail.com</i>	<i>drntruhs@gmail.com</i>

Signature of Dean/Principal

PART - I
(Institutional Information)

1 Particulars of Director / Dean / Principal:

(Who so ever is Head of Institution)

Name: Dr. K. Umamaheswara Rao, Age: 64 Years (Date of Birth) 01/07/1950

PG Degree	Subject	Year	Institution	University
Recognised/ Not Recognized	M.D. Paediatrics	1978	Andhra Medical College, Visakhapatnam	Andhra University Andhra Pradesh

Teaching Experience

Designation	Institution	From	To	Total experience
Asstt Professor	Andhra Medical College, Visakhapatnam	29.06.1978	28.07.1997	19 Yr, 01 M
Assoc Professor/Reader	Andhra Medical College, Visakhapatnam	28.07.1997	31.08.1998	01Yr, 01 M
Professor	Rangaraya MC, Kakinada	01.09.1998	09.05.2002	03 Yr, 08 M
	Andhra MC, Visakhapatnam	10.05.2002	17.06.2006	04 Yr, 01 M
	Guntur MC, Guntur	19.06.2006	30.06.2008	02 Yrs
	ASRAMS, Eluru	09.07.2008	Till date	06 Yr, 10 M
		Grand Total		36 Yrs, 10M

2. Central Library

3. Total number of Books in library : 17973
 4. Books pertaining to Microbiology : 499
 5. Purchase of latest editions of books in last 3 years Total: 3321 Microbiology books 156
 6. Journals:

Journals	Total	Microbiology
Indian	75	2
Foreign	46	8

- Year / Month up to which latest Indian Journals available: April, 2015
- Year / Month up to which latest Foreign Journals available: April, 2015
- Internet / Med pub / Photocopy facility : **Available / Not available** Library opening times : **24 Hours**
- Reading facility out of routine library hours : **Available / Not available**
(obtain list of books & journals duly signed by Dean)

3. Blood Bank:

(i)	Valid License (copy of certificate be annexed)	Yes / No
(ii)	Blood component facility available	Yes / No
iii)	All Blood Units tested for Hepatitis C,B, HIV	Yes / No
(iv)	Nature of Blood Storage facilities (as per specifications)	Yes / No
(v)	Number of Blood Units available on inspection day	152
(vi)	Average blood units consumed daily and on inspection day. (give distribution in various specialties)	Average daily On inspection day
	General Surgery - 05 to 06 Units	25 -- 30 26 Units

Signature of Assessor

OBGY	- 05 to 06 Units	Units	
Orthopaedics	- 05 to 06 Units		
General Medicine	- 03 to 04 Units		
Others	- 07 to 08 Units		

4. Central Research Lab:

Whether it exists? *Yes / No*

Equipment:

- Administrative Control : *Professor & HOD of Pathology*
- Staff : *Research Laboratory is supervised by Teaching Staff of respective departments Assoc. Prof / Asst. Prof. – 3 (one each in Microbiology, Pathology & Biochemistry)*
- Equipment : *Auto Analyzers, Colorimeter, pH. Meter, Incubators, Hot Air Ovens, Distilled Water plant, Fume cup board, Microscopes, Refrigerators, Autoclave, Balances, Incubator Electric, Flame Photometer, Autopipettes, Spectrophotometer, Blood gas Analyzer, Boiling Water Baths, Urinometers, Constant Temperature water baths, Ryles Tube, Thermometers, Glass Distillation Apparatus, Dissectors large size and small size, centrifuge clinical 16 tubes, Binocular Microscope, Glass ware. Adequate for Histopathology, Haematology, FNAC etc, Ultra Centrifuge, PCR: Thermocycler, Magnetic Stirrer with hot plate, Test tube shaker, Chromatography chamber (Paper chromatography, TLC), Electrophoresis (Agarose gel electrophoresis, PAGE).*
- Work Load :

5. Central Laboratory :

a. Controlling Department: *Professor & HOD of Bio-Chemistry*

b. Working Hours : *24 Hrs*

c. Investigative workload :

(Approximate number of investigations done daily)

Radiology:			Microbiology		
	On inspection day	Average (monthly)		On inspection day	Average (monthly)
Plain X-Rays	419	12660	Bacteriology	218	6750
CT Scans	39	1140	Serology	237	7050
MR Scans	30	930	Mycology	34	1050
Mammography	08	240	Parasitology	162	4800
Barium studies / IVP	15	540	Virology	141	4200
Ultrasonography	223	6750	Immunology	75	2310
DSA	1	5			
Others	4	50			

Pathology	On inspection day	Average (monthly)	Biochemistry	On inspection day	Average (monthly)
Haematology	<i>1109</i>	<i>33210</i>	Blood chemistry	<i>1639</i>	<i>49170</i>
Histopathology	<i>43</i>	<i>1260</i>	Endocrinology	<i>293</i>	<i>8790</i>
FNAC	<i>31</i>	<i>900</i>	Other fluids	<i>168</i>	<i>5040</i>
Cytology	<i>72</i>	<i>2100</i>			

7. Central supply of Oxygen / Suction: **Available / Not-available**
8. Central Sterilization Department **Adequate / Inadequate**
9. Laundry: **Manual/Mechanical/Outsourced:**
10. Kitchen **Gas / Fire**
11. Incinerator: **Functional / Non-functional Capacity: 25 KG/hour**
12. Bio-waste disposal **Outsourced / any other method**
13. Generator facility **Available / Not available**
14. Medical Record Section: **Computerized / Non-computerized**
15. ICD10 classification **Used / Not-used**
16. Recreational facilities: **Available / Not available**

- Play Grounds : *Available*
Play Grounds are utilized by Postgraduate Students along with the Undergraduate Students
- Out Door Games : *Basketball, Volleyball, Tennikoit, Throw Ball, Cricket, Ball Badminton, Shuttle Badminton, Javelin, Discus, Shot-put, High Jump*
- In Door Games : *Table Tennis, Shuttle Badminton, Carroms & Chess, Multi Gym, Dumbles & Weights*

17. Hostel facilities

UGs (No. of Rooms)		Interns (No. of Rooms)		PGs (No. of Rooms)	
Boys	Girls	Boys	Girls	Boys	Girls
<i>170 Rooms</i>	<i>190 Rooms</i>	<i>70 Rooms</i>	<i>80 Rooms</i>	<i>150</i>	<i>150</i>
<i>312 Students</i>	<i>382 Students</i>	<i>70 Students</i>	<i>80 Students</i>	<i>150</i>	<i>120</i>

18. Residential accommodation for Staff / Paramedical staff **Adequate / Inadequate**
19. Ethical Committee (Constitution):
(Specify number of meetings held annually & minutes thereof)
- a. **Animal Ethical Committee :**
- Principal - *Dr. K. Umamaheswara Rao*
- Judge - *Mr. T. Rama Raju*
- Lawyer - *Mrs. DSL Tulasi Devi*
- Veterinary Doctor - *Dr. Veeram Chetty*
- Human Rights Committee Member - *Mr. Gopala Krishnam Raju*

- Social Worker - *Mr. Gadamsetty Ramesh Kumar*
- Professor & HOD of Pharmacology - *Dr. V. Seshayamma*
- Professor & HOD of Microbiology - *Dr. S. Subbarayudu*
- Professor & HOD of Physiology - *Dr. Mohmmed Zaffrullah*
- b. Clinical Ethical Committee (Constitution) :**
- Principal - *Dr. K. Umamaheswara Rao*
- Judge - *Mr. T. Rama Raju*
- Lawyer - *Mrs. DSL Tulasi Devi*
- Human Rights Committee Member - *Mr. Gopala Krishnam Raju*
- Social Worker - *Mr. Gadamsetty Ramesh Kumar*
- Professor & HOD of General Medicine - *Dr. Gambir Swarnalatha Devi*
- Professor & HOD of General Surgery - *Dr. Perubhotla Hari Hara Sastry*
- Professor & HOD of OBGY - *Dr. Merugu Syam Mohan Rao*
- Professor & HOD of Paediatrics - *Dr. P. Sudarsini*
- Professor & HOD of Radio – Diagnosis - *Dr. Narvekar Venkatesh Nagesh*
- Professor & HOD of Anaesthesia - *Dr. Kommanapalli Venkateswara Rao*
- Professor & HOD of Pathology - *Dr. B. A. Ramakrishna*

The IAEC Members will regularly meet quarterly to review the latest number of animals present in the Animal House, further requirement for experiments in the departments of Pharmacology, Physiology etc.

The IEC meeting will be held every three months to accept the protocols of P.G. Dissertations of various Clinical Specialties and issue Ethics Clearance Certificates for the Postgraduates.

20. Medical Education Unit (Constitution)
(Specify number of meetings held annually & minutes thereof)

- a) **Staff :** **Member :**
- Officer Incharge** - *Dr. K. Umamaheswara Rao*
Principal
Professor of Paediatrics
- Co – Ordinator** - *Prof. Prabhu Govindrao Deotale*
Professor & HOD of Community Medicine

Honorary Faculty

- Professor & HOD of Pathology - *Prof. B.A. Rama Krishna*
- Professor of Community Medicine - *Prof. K.Chandra Sekhar*
- Professor & HOD of General Medicine - *Prof. Gambir Swarnalatha Devi*
- Professor & HOD of General Surgery - *Prof. Perubhotla Hari Hara Sastry*
- Professor & HOD of Paediatrics - *Prof. P. Sudarsini*
- Professor & HOD of Ophthalmology - *Prof. Vadada Narasinga Rao*
- Professor & HOD of Anatomy - *Prof. Puttagunta Bapuji*

- Professor & HOD of Microbiology - *Prof. S. Subbarayudu*
 Professor & HOD of Biochemistry - *Prof. K. Ambika Devi*
- Supportive Staff : *Mr. G.Udaya Bhaskar*
- Stenographer : *Mr. K.S.Anjaneya Raju*
- Computer Operator : *Mr. P.Anjaneya Raju*
- Technicians in Audio-Visual Aids, : *Mr. Dhanunjaya,*
 Photographer & Artist : *Mr. Pradeep Singh*
Mr. Rama Rao
- b) Equipment available : *Xerox Machine, Computer with
 Internet Facility, Scanner, OHP Slide
 Projector, TV & VCR, Black Board,
 LCD Projectors, Public addressing
 system, Microphones*
- c) Teaching & Training Material available : *Audio Visual Aids, CDs and Literature
 material available.
 Digital Library Facilities available in
 Central Library*
- d) No. of Training Courses conducted by : *Seven Training Courses held in 2014*
 Medical Education Unit:
- (i) Categories of personnel trained : *Faculty, P.G.s & CRRIS*
- (ii) Number trained in each category : *15 – 20*

MEDICAL EDUCATION UNIT:

Medical Education Unit is established as per the Medical Council of India circular keeping in view of the following objectives:

1. **Faculty Development** – To train teachers of Medical Colleges in Educational Science and Technology and to help them in framing objectives, selecting appropriate teaching/learning techniques, instructional material and assessment devices to find out whether the objectives have been achieved or not. For this purpose workshops of 2 – 3 days duration, short duration training courses, certificate courses etc. is being arranged.
2. **To conduct and support Research in Medical Education** – This is in the form of inquiry driven strategies in various aspects of Medical Education evolving innovative techniques in teaching and learning and their evaluation. Special emphasis is laid on preparing self-learning modules and packages for providing clinical skills to the students.
3. To act as resource centre for educational materials and information and audio-visual media support.
4. To help in continuing Medical Education of private practitioners.

5. Policy development, coordination for furtherance of medical education by establishing task forces and consortiums.
6. Developing system of assessment/testing e.g. programme evaluation student evaluation and faculty evaluation.
7. Developing communication links e.g. newsletter, network etc.
8. Instructional design-developing curricula and providing guidelines for implementing these.
9. Horizontal Integrated Teaching for MBBS Students.
10. Vertical Interaction for Postgraduate Students.

REGIONAL MEDICAL EDUCATION TRAINING PROGRAMME

The following Faculty Members of our Institution were deputed to **REGIONAL MEDICAL EDUCATION TRAINING PROGRAMME** conducted by M.C.I. as on **February, 2015**.

S. No.	Name of the Faculty	Department
1	Dr. Vijaya Mohan Rao .S	General Surgery
2	Dr. Chandra Sekhar.K	Community Medicine
3	Dr. Bhaskar Raju.K	Physiology
4	Dr. Praveen Raju	Community Medicine
5	Dr. Perubhotla Hari Hara Sastry	General Surgery
6	Dr. Govinda Kumar.G	General Surgery
7	Dr. Aruna .G	Biochemistry
8	Dr. Siva Kumar Nadella	Pharmacology
9	Dr. N. Raveendra Kumar	Pharmacology
10	Dr. Manaswini Das	Microbiology
11	Dr. Pulipati Anil Kumar	Anatomy
12	Dr. K.Uma Maheswara Rao	Principal
13	Dr. G.Hari Jagannadha Rao	Pharmacology
14	Dr. P.Vittal Prasad	E.N.T
15	Dr. Manas Ranjan Rout	E.N.T
16	Dr. P.Sudarsini	Paediatrics
17	Dr. P. Bapuji	Anatomy
18	Dr. Md. Zaffrullah	Physiology
19	Dr. K. Ambika Devi	Biochemistry
20	Dr. S. Subba Rayudu	Microbiology
21	Dr. V. Seshayamma	Pharmacology
22	Dr. P.G. Deotale	Community Medicine



Director/ Dean/ Principal

PART – II (Departmental Information)

1 Department inspected : Microbiology

2 Particulars of HOD :

Name: *Dr. Swarna Subbarayudu* Age: *66 Years* (Date of Birth) : *01/06/1948*

PG Degree	Year	Institution	University
<i>Recognised/ Not Recognized</i>	<i>1991</i>	<i>Rangaraya Medical College</i>	<i>Dr. NTRUHS</i>

Teaching Experience

Designation	Institution	From	TO	Total experience
Asstt Professor	<i>Rangaraya Medical College SVMC</i>	<i>29/06/1991</i>	<i>26/07/1992</i>	<i>1 Y 1M</i>
		<i>26/07/1992</i>	<i>27/08/1997</i>	<i>5 Y 1M</i>
Assoc Professor/Reader	<i>SVMC</i>	<i>28/08/1997</i>	<i>13/10/1998</i>	<i>1Y 1M 17D</i>
	<i>GMC</i>	<i>15/10/1998</i>	<i>31/05/2006</i>	<i>7Y 7M 16D</i>
Professor	<i>ASRAM</i>	<i>01/06/2006</i>	<i>Till date</i>	<i>8Y 11M 20D</i>
			Grand Total	<i>23 Y 10 M</i>

a) Purpose of Present inspection: ~~Grant of Permission/-Recognition/-Increase of seats/-~~**Renewal of recognition/Compliance Verification**b) Date of last MCI inspection of the department: 08.05.2010

(Write Not Applicable for first MCI inspection)

c) Purpose of Last Inspection: **Recognition for 3 MD (Microbiology) Seats.**d) Result of last Inspection : **Recognized vile MCI Lr. No:MCI-259(22)/2010-Med.20881, Dated 04.08.2010**

(Copy of MCI letter be attached)

3. Mode of selection (actual/proposed) of PG students.

Selection is done strictly on the basis of Academic Merit by the Dr. NTR University of Health Sciences, Vijayawada as determined by Common Competitive Entrance test conducted by Dr. NTR UHS, Vijayawada

In our institution 50% of the total P.G Degree and Diploma Courses will be filled by the Dr. NTR University of Health Sciences, Vijayawada, A.P., and the remaining 50% by the Management of our Institution on the basis of Merit.

4 If course already started, yearwise number of PG students admitted and available PG teachers during the last 5 years:

Year	No. of PG students admitted		No. of PG Teachers available in the dept. (give names)
	Degree	Diploma	
2014	3	-	Dr. S. Subbarayudu Dr. Mulakaluri Raja Rajeswari Dr. Unguturu Sreenivasa Rao
2013	3	-	Dr. S. Subbarayudu Dr. Mulakaluri Raja Rajeswari Dr. Unguturu Sreenivasa Rao
2012	3	-	Dr. S. Subbarayudu Dr. Mulakaluri Raja Rajeswari Dr. Unguturu Sreenivasa Rao
2011	3	-	Dr. S. Subbarayudu Dr. S. Lalitha Dr. Mulakaluri Raja Rajeswari
2010	3	-	Dr. S. Subbarayudu Dr. S. Lalitha Dr. Mulakaluri Raja Rajeswari

5. Departmental General facilities:

- Total number of Labs. in the department : **8 (Eight)**

Nomenclature	Bacteriology (including anaerobic)	Parasitology	Mycology	Serology	Virology	Mycobacteriology	Research Lab.	Demonstration Room	Seminar Room	Any other lab.
Size (Area)	80 Sqm	50 Sqm	40 Sqm	40 Sqm	50 Sqm	50 Sqm	60 Sqm	100 Sqm	100 Sqm	
Capacity	75	8	6	8	12	4	4	80	80	15
Water Supply	√	√	√	√	√	√	√	√	√	√
Sinks	√	√	√	√	√	√	√	√	√	√
Electric points	√	√	√	√	√	√	√	√	√	√
Cupboards for storage & Microscopes	√	√	√	√	√	√	√	√	√	√
List of equipments	List Enclosed									



**Alluri Sitarama Raju Academy of Medical Sciences
Eluru - 534 005**

Department of Microbiology





TEACHING STAFF


No.	Post	Name with Date of Birth	Nature of Employment Full Time / Part Time / Hon.	PAN Number TDS deducted	Qualification with dates thereof & Where obtained			Teaching Experience				*Benefit of publications in promotion Yes/No, if yes List publications	
					Subject with year of Passing	College	University	Date wise Teaching Experience with Designation & Institute					
								Post	Institution	From	To		Total
1	2	3	4	5	6	7	8	9	10	11	12	13	14
	Professor	Dr. Swarna Subbarayudu 01/06/1948 66 Years	Full Time	AIQPS2247D	MD Microbiology 1991	Rangaraya Med. Colg. <i>P</i>	Dr. NTR UHS	Professor	ASRAM	01/06/2006	Till Date	8Years, 11Months, 13Days	
								Assoc. Prof.	GMC	15/10/1998	31/05/2006	7Years, 7Months, 16Days	
								Assistant Professor	SVMC	27/08/1997	13/10/1998	1Years, 1Months, 17Days	
								Tutor	SVMC	26/07/1992	27/08/1997	5years 1months	
									RMC	29/06/1991	26/07/1992	1year 1months	
									RMC	1988	1991	3 years	

Handwritten Signature

No.	Post	Name with Date of Birth	Nature of Employment Full Time / Part Time / Hon.	PAN Number TDS deducted	Qualification with dates thereof & Where obtained			Teaching Experience					*Benefit of publications in promotion Yes/No, if yes List publications
					Subject with year of Passing	College	University	Date wise Teaching Experience with Designation & Institute	Post	Institution	From	To	
	Professor	Dr. Mulakaluri Raja Rajeswari 12/02/1952 63 Years	Full Time	ACUPM0953 C	MD Microbiology 1992 April	Guntur Med. Colg. 	Dr. NTR UHS	ASRAM	01/12/2010	Till Date	4Years, 5Months, 13Days		
	Professor	Dr. Unguturu Sreenivasa Rao 08/07/1970 44 Years	Full Time	AAPPU6878B	MD Microbiology 2002	Guntur Med. Colg. 	Dr. NTR UHS	ASRAM	01/02/2012	Till Date	3Years, 3Months, 13Days		
	Associate Professor							ASRAM	07/06/2008	31/01/2012	3Years, 7Months, 24Days		
	Assistant Professor							KIMS, Marketpally	08/01/2008	06/06/2008	5months		
	Assistant Professor							KIMS, Marketpally	08/01/2003	07/01/2008	5years		
	Tutor							Gutur Med. Colg.	1999	2002	3 years		
	Tutor							Guntur Med. Colg.	1989	1992	3years		
	Professor							ASRAM	01/02/2012	Till Date	3Years, 3Months, 13Days		
	Associate Professor							ASRAM	07/06/2008	31/01/2012	3Years, 7Months, 24Days		
	Associate Professor							KIMS, Marketpally	08/01/2008	06/06/2008	5months		
	Assistant Professor							KIMS, Marketpally	08/01/2003	07/01/2008	5years		
	Tutor							Gutur Med. Colg.	1999	2002	3 years		



No.	Post	Name with Date of Birth	Nature of Employment Full Time / Part Time / Hon.	PAN Number TDS deducted	Qualification with dates thereof & Where obtained			Teaching Experience				*Benefit of publications in promotion Yes/No, if yes List publications	
					Subject with year of Passing	College	University	Date wise Teaching Experience with Designation & Institute					
								Post	Institution	From	To		Total
	Assistant Professor	Dr. Manaswini Das 15/07/1980 34 Years	Full Time	BECPD7525L	MD Microbiology 2011May	ASRAM 	Dr. NTR UHS	Assistant Professor	ASRAM	10/09/2013	Till Date	1Years, 8Months, 4Days	
	Assistant Professor	Dr. Ravichitra KN 28/06/1979 35 Years	Full Time	ALDPR8611C	MD Microbiology May2012	Rangaraya Medical College 	Dr. NTR UHS	Assistant Professor	ASRAM	25/10/2012	Till Date	2Years, 6Months, 20Days	
	Assistant Professor	Mrs. T. Rakhee Baby 31/03/1978 37 Years	Full Time	AERPT3391L	M.Sc., Medical Microbiology Jul-03	KMC, Manipal 	MAHE Karnataka	Assistant Professor	ASRAM	29/08/2009	Till Date	5Years, 8Months, 16Days	
	Tutor	Dr. CHARAN KUMAR M 08/10/1984 30 Years	Full Time	BWIPM3216 M	MBBS April 2008	Government Medical College Anantapur 	Dr. NTR UHS	Tutor	ASRAM	02/05/2012	Till Date	3Years, 0Months, 12Days	
	Tutor	Dr. Sangeeta Panigrahy 18/07/1987 27 Years	Full Time	BMIPP4987Q	MBBS March 2010	P.E.S. Medical College Kuppam	Dr. NTR UHS	Tutor	ASRAM	31/07/2013	Till Date	1Years, 9Months, 14Days	



No.	Post	Name with Date of Birth	Nature of Employment Full Time / Part Time / Hon.	PAN Number TDS deducted	Qualification with dates thereof & Where obtained			Teaching Experience				*Benefit of publications in promotion Yes/No, if yes List publications
					Subject with year of Passing	College	University	Date wise Teaching Experience with Designation & Institute			Total	
								Post	Institution	From		
	Tutor	Dr. Nagasai Anila V 14/09/1985 29 Years	Full Time	ALGPN5251 R	Dr. PSIM R&F Gannavaram	Dr. NTR UHS	Tutor	ASRAM	31/07/2013	Till Date	1 Years, 9 Months, 14 Days	
	Tutor	Dr. Phaneender Roy Pandiri 06/03/1988 27 Years	Full Time	CCYPP2649 Q	ASRAM	Dr. NTRUHS	Tutor	ASRAM	01/05/2015	Till Date	0 Years, 0 Months, 13 Days	

Handwritten signature

* Has any of these faculty members been considered in PG/UG inspection at any other college or any other subject in this college after 01.03.2014. If yes, give details.

6 List of Faculty joining and leaving after last inspection:

DESIGNATIONS	NUMBER	NAMES	
		JOINING FACULTY	LEAVING FACULTY
Professor			
Associate Prof.			<i>Dr. Hema Prakash</i>
Assistant Prof.			<i>Dr. Vijaya Swetha</i>
SR/Tutor/Demons.			
Others			

7 List of Non-teaching Staff in the department: -

S.No.	Name	Designation
1	<i>Ms. I. Siva Jyothi</i>	<i>Technical Assistant / Technicians</i>
2	<i>Ms. Kanaka Swathi</i>	<i>Technical Assistant / Technicians</i>
3	<i>Ms. G. Sakuntala</i>	<i>Technical Assistant / Technicians</i>
4	<i>Mr. N. Anand Babu</i>	<i>Technical Assistant / Technicians</i>
5	<i>Mr. Ch. Balakrishna</i>	<i>Technical Assistant / Technicians</i>
6	<i>Mr. S. Durga Rao</i>	<i>Technical Assistant / Technicians</i>
7	<i>Ms. Ch. Srujana Kumari</i>	<i>Technical Assistant / Technicians</i>
8	<i>Ms. Kranthi</i>	<i>Technical Assistant / Technicians</i>
9	<i>Mr. K. Srinvasa Rao</i>	<i>Laboratory Attendants</i>
10	<i>Mr. K. Ramachandra Raju</i>	<i>Laboratory Attendants</i>
11	<i>Mr. Mohd. Khan</i>	<i>Laboratory Attendants</i>
12	<i>Mr. S. Satyanarayana Raju</i>	<i>Steno Typist</i>
13	<i>Mr. G. V. L. N. Murthy</i>	<i>Store Keeper</i>
14	<i>Mr. P. S. Varna</i>	<i>Record Clerk</i>
15	<i>Ms. K. Venkata Lakshmi</i>	<i>Sweepers</i>
16	<i>Ms. Kanaka Ratnam</i>	<i>Sweepers</i>
17	<i>Ms. K. Mary Rani</i>	<i>Sweepers</i>

8. Daily investigative workload of the Department of Microbiology

Bacteriology	:	<i>120 Per Day</i>
Serology	:	<i>140 Per Day</i>
Mycology	:	<i>20 Per Day</i>
Parasitology	:	<i>125 Per Day</i>
Virology	:	<i>194 Per Day</i>
Immunology	:	<i>40 Per Day</i>
AFB (Smears and culture)	:	<i>20 Per Day</i>
Other test for tuberculosis	:	<i>-</i>

B. Sathya

antibiotic culture and sensitivity	:	<i>100 Per Day</i>
anaerobic culture	:	<i>120 Per Day</i>
dengue titres	:	<i>15 - 20 Per Day</i>

9 Departmental Library:

- Total No. of Books : 156
- Purchase of latest editions in last 3 years : 89
- No. of Journals : 10

10 Departmental Research Lab.

- Space : *50 Sqm*
- Equipment : *Enclosed*
- Research projects utilizing Deptt research lab : *Available*

11 Departmental Museum (Wherever applicable).

- Space : *100 Sqm*
- No. of specimens : *85*
- Charts/ Diagrams : *100*

12 Space:

- No. of rooms OPD IPD
- Patient Exam. arrangement:
- Equipments *NA*
- Teaching Space
- Waiting area for patients.

13 Office space:

	<u>Departmental Office</u>	<u>Office Space for Teaching</u>
	<u>Faculty</u>	
• Space :	HOD	: <i>20 Sqm</i>
• Staff (Steno /Clerk : <i>Available</i>	Professors	: <i>20 Sqm</i>
• Computer/ Typewriter: <i>Available</i>	Assoc. Prof	: <i>18 Sqm</i>
	Asstt Prof.	: <i>15 Sqm</i>
	Residents	: <i>12 Sqm</i>

14. Submission of data to national authorities if any (Tuberculosis, HIV etc.)

National Dengue Sentinal Surveillance Hospital Data (SSH)

15. Publications from the department during the last 3 years in indexed and non-indexed journals.

- No. of publications from the department during the last three years.

Indexed	Non-indexed.
16	
<i>List enclosed</i>	

Abhe Arun

16. Equipments:**List of important equipments available and their functional status.****List Enclosed****17. Facilities for Practicals/Research.**

- Details of facilities to carry out theory and practical classes for UG students as per the recommendations of Medical Council of India. Available/Not available
- Details of facilities to carry out additional classes and practicals at PG level : **Provided**
- Details of laboratories and other facilities to carry out research work : **Available**

18. Animal House : **Available**19. List stock cultures : **Available**20. List test sera : **Available****21. Academic outcome based parameters**

- | | |
|--|---|
| (a) Theory classes taken in the last 12 months –
(Dates, Subjects, Name & Designation
of teachers, Attendance sheet) | Number ; 260
Available & Verified/
Not available |
| (b) Clinical Seminars in last 12 months
(Dates, Subjects, Name & Designation
of teachers, Attendance sheet) | Number : 34
Available & Verified/
Not available |
| (c) Journal Clubs held in last 12 months
(Dates, Subjects, Name & Designation
of teachers, Attendance sheet) | Number : 55
Available & Verified/
Not available |
| (d) Case presentations held in last 12 months
(Dates, Subjects, Name & Designation
of teachers, Attendance sheet) | Number : NA
Available & Verified/
Not available |
| (e) Group discussions held in last 12 months
(Dates, Subjects, Name & Designation
of teachers, Attendance sheet) | Number : 60
Available & Verified/
Not available |
| (f) Guest lectures held in last 12 months
(Dates, Subjects, Name & Designation
of teachers, Attendance sheet) | Number : 26
Available & Verified/
Not available |

22. Any other information : -


 Director/Dean/Principal


 Head of Department

PART - III**POSTGRADUATE EXAMINATION (Only At the Time Of Inspection)**

1. Minimum prescribed period of training. : *36 months for Degree
24 months for Diploma*
2. Minimum prescribed essential attendance : 80%

All Post Graduate Students including Service Candidates will be eligible for leave of 30 days in each year.

Leave eligibility will not be carried to the subsequent year.

The Principal of the college is the authority to sanction this leave not exceeding 15 days at a time.

Any period of absence beyond sanctioned leave (maximum of 30 days) shall be treated as absence for the purpose of calculation of attendance.

3. Periodic performance appraisal done or not? - **Yes, done in regular intervals**
4. Whether the candidates appearing in the examination have submitted their thesis six months before appearing in examination as per PG Regulations.2000? - **Yes, Submitted**
5. Whether the thesis submitted by the candidates appearing in the examination been accepted or not? - **Yes, Accepted by Dr. NTRUHS, Vijayawada.**
6. Whether the candidates appearing in the examination have (i) presented one poster (ii) read one paper at National/State conference and presented one research paper which has been published/accepted for publication/sent for publication during period of their postgraduate study period: **Yes**
7. Details of examiners appointed by Examining University. **List Enclosed**
8. Whether appointment of examiners, their eligibility & conduct of examination is as per prescribed MCI norms or not ? - **Yes, Eligible as per MCI norms.**
9. Standard of Theory papers and that of Clinical / Practical Examination: **As per MCI Norms**
10. Year of 1st batch pass out (mention name of previous/existing University): **Dr. NTRUHS, Vijayawada**

Degree Course : **May 2010**

Signature of Dean/Principal/Director

- Note: (i) Please do not appoint retired faculty as External Examiner
(ii) There should be two internal and two external examiners. If there are no two internal examiners available in the department then only appoint three external examiners.

N. D. Azim

a) Year-wise investigative workload during previous 3 years for the dept. of Microbiology

	2012	2013	2014
Bacteriology	53655	55845	60225
Serology	64243	67525	69350
Mycology	6118	6345	6570
Parasitology	40169	43075	44368
Virology	62197	64369	67253
Immunology			
AFB (Smears and culture)			
Total number of Investigations			

(b) Average daily investigative workload of the Department and its distribution

Bacteriology	:	220
Serology	:	180
Mycology	:	20
Parasitology	:	125
Virology	:	194
Immunology	:	
AFB (Smears and culture)	:	

6. Publications from the department during last 3 years: 17 (Seventeen)

(Give only full articles published in indexed journals)

1. Prevalence of Enterococcal Urinary Tract Infections in Dialysis Patients. Dr. Manaswini Das Asst. Professor, Dr. Lalitha S. Professor Dr. S. Subbarayudu Professor & HOD , Dr. Mohanty Deeganta Asso. Professor . Indian Journal of Applied Research Vol 3 , Issue 12, Dec, 2013.
2. Disseminated Mycobacterium abscessus infection in a patient with diabetes. Dr. Manaswini Das Asst. Professor , Dr. Mohanty Deeganta Asso. Professor . International Journal of Scientific Research Vol 2 , Issue 10 . October2013.
3. Study to determine the prevalence of Herpes simplex virus type II antibody in female genital tract lesion patients in a district of Andhra Pradesh – India Dr. Poulami Nandi PG , Dr. P. Hema Prakash Kumari Asst. Professor , Indian Journal of Basic and Applied Medical research , Vol – 3 , Issue - I, December , 2013 , P 147 - 155

Blair

4.	Study of incidence of hepatitis C virus infection in hemodialysis patients – Dr. Pragati chigurupati PG, Dr. S. Subbarayudu Professor & HOD , Sarath Babu Asst. Professor Journal of Dr. NTR University of health Sciences June 19th 2014.; 3 (1) : 19 – 22
5.	Prevalence and Resistance pattern of Pseudomonas strains isolated from ICU patients Mrs. T. Raakhee Asst.Professor,Dr. U. Sreenivasarao Professor. International Journal of current microbiology and applied sciences volume 3, Number 3, (2014) . PP. 527 – 534.
6.	A Study of aerobic Pyogenic isolates from wounds and abscesses and their antibiograms – Dr. Ravichitra K.N, Asst. Professor, Dr. P. Hema Prakash Kumari , Asso Professor , Dr. U. Sreenivasarao, Professor and Dr. S. Subbarayudu , Professor & HOD Medica - innovatica , June 2014, Volume – 3 Issue – 1 .
7.	“ DANGER IN THE BLOOD “ - BSI and Current trend in antimicrobial resistance - Mrs. Raakhee Baby Thananki Asst. Professor, Dr. Hema Prakash Kumari, Asst. Professor , Dr. S. Subbarayudu Professor & HOD in International Journal of Pharma and Biosciences January 2014; 5 (1) : B 827 – 834.
8.	Prevalence of Group B Streptococcal Carriage in Pregnant Women. Dr. Manaswini Das , Asst. Professor, Dr. S. Subbarayudu Prof. & HOD , Dr. Lalitha S. Professor, Dr. Mohanty Deeganta. Asso. Professor Indian Journal of Applied Research Vol- 4/ Issue 3 / March, 2014.
9.	Isolated Tubercular Abscesses of The liver in a Diabetic - case Report Dr. Manaswini Das Asst. Professor, Dr. S. Subbarayudu Professor & HOD , Dr. U.Sreenivasarao Professor Indian Journal of Applied research volume – 4 / Issue 10 / October , 2014.
10.	Aerobic Bacteriological profile of Urinary tract Infections in a tertiary care Hospital, ASRAM, Eluru. Dr. V. Vijaya Swetha Asst. Professor, Dr. U. Sreenivasarao Professor, Dr. Hema Prakash Kumari Asst. Professor , Dr. S. Subbarayudu Professor & HOD . International Journal of Current Microbiology and Applied Sciences volume 3 / number -3 (2014). PP 120 – 125.
11.	A Case study on subcutaneous zygomycosis with ulcer - Dr. P. Hema Prakash Kumari Asst. Professor , Dr. M. Srinivasa Rao PG , Dr. S. Subbarayudu Professor & HOD , Dr. Y. Saritha PG and Dr. Amrutha Kar PG . International Journal of Current Microbiology and Applied Sciences volume 2 / number 10 (2013). PP 448 – 451.
12.	Isolation and antibiotic sensitivity of Klebsiella Pneumoniae from Pus, Sputum, and Urine samples Dr. Ravichitra K.N Asst. Professor , Dr. P. Hema Prakash Kumari Asso. Professor, Dr. U.Sreenivasa Rao Professor, Dr. S.Subbarayudu Professor & HOD. International Journal of Current Microbiology and Applied Sciences volume 3 / number 3 (2014). PP 115 – 119.
13.	Prevalence of Streptococcal Infections in sore throat patients. Dr. Manaswini Das Asst. Professor, Dr. Deeganta Mohanty Asso. Professor. International Journal of Scientific Research Volume 2 / Issue 8 / Aug, 2013

N. S. A. M.